

**YMCA University of Science and Technology,
Faridabad**



**360 Feedback Report
(2017-2018)**

INDEX

Department-wise 360 Degree Feedback (stakeholders) Report

Sr. No.	Name of Department	Page No.
1.	Department of Computer Engineering and Information Technology	3-10
2.	Department of Electrical Engineering	11-16
3.	Department of Electronics Engineering	17-20
4.	Department of Mechanical Engineering	21-23
5.	Department of Humanities and Applied Sciences	24-26
6.	Department of Management Studies	27-31

YMCA University of Science & Technology, Faridabad

Department of Computer Engineering & Information Technology

Report of Parents Feedback

Session 2017-2018

1	Period for which Feedback conducted	JULY 2017 –JUNE 2018				
2	No. of feedback forms received	101				
3	Rating of Support for General facilities	1	2	3	4	5
4	Rating of Support for Academic Activities	1	2	3	4	5
5	Rating of Support for Administrative Facilities	1	2	3	4	5
6	Rating of Outcomes Accomplished	1	2	3	4	5
7	Based on evaluation results, what actions were taken up by the department					
8	What was/were the specific point(s) on which people felt dissatisfied? <ul style="list-style-type: none">• Drinking water must be made available• Improvement in the infrastructure, Training and Placement cell and Fee structure• Improved sports and co-curricular activities• Curriculum shall be as per the new trends in the market					
9	Any other Remark/Observation worth revealing:					



Chairperson of Department

YMCA University of Science & Technology, Faridabad

Department of Computer Engineering & Information Technology

Report of Peer Group Feedback

Session 2017-2018

1	Period for which Feedback conducted	July 2017 - June 2018				
2	No. of feedback forms received	2				
3	Rating of General Competence of Students	1	2	3	4	5
4	Rating of Support for Departmental Facilities	1	2	3	4	5
5	Rating of Support for Innovative Practices	1	2	3	4	5
6	Rating of Basic Amenities at University	1	2	3	4	5
8	Overall experience at University	1	2	3	4	5
9	Based on evaluation results, what actions were taken up by the department					
10	What was/were the specific point(s) on which people felt dissatisfied?					
11	Any other Remark/Observation worth revealing: <u>To setup Big Data Analytics Lab</u>					



Chairperson of Department

YMCA University of Science and Technology, Faridabad

Alumni Feedback Report 2017-2018

Department of Computer Engineering and Information Technology

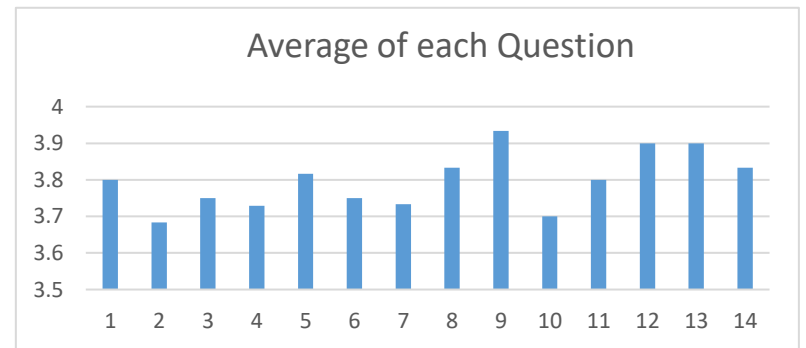
SNO	Name	Course and Batch	Present Employer	1	2	3	4	5	6	7	8	9	10	11	12	13	14
1	Jasmert Kaur	IT 2K18	Tata Teleservices	1	2	1	1	2	1	1	1	1	1	1	1	3	1
2	Yogesh	B.Tech & I.T. ENGG	PRANAVVIKAS INDIA PRIVATE LIMITED FARIDABAD	4	4	4	4	4	4	4	4	4	4	4	4	4	4
3	Vishavjeet	Information technology	CFE India Pvt ltd	4	5	4	3	4	4	5	5	4	4	4	5	4	5
4	Ayushi sood	Btech IT		2	2	2	2	2	2	2	2	2	2	3	3	2	2
5	DEEPIKA	B-TECH IT and 2014-2018	KCIS INDIA	4	4	4	4	4	5	5	4	4	4	4	4	4	4
6	SHAHABUDDIN RAJA	B.tech (IT) 2014-18	Webliska Technology	4	3	4	3	4	4	4	4	4	4	4	4	4	4
7	GARIMA	B.TECH (IT) 2014-2018	INDICATION INSTRUMENTS LTD	4	3	4	4	4	3	3	3	4	3	4	3	4	3
8	NAMISHA SINGH	Btech IT	KCIS INDIA	4	4	4	3	4	4	4	4	3	4	4	4	4	4
9	Akanksha Diwedy	Btech IT(2014-2018)	Samsung Research Institute, Noida	5	5	4	5	5	4	4	5	5	5	5	5	5	5
10	Rahul Rohila	BTech IT	Webliska Technologies	2	2	2	2	2	2	1	2	2	2	2	2	2	2
11	Anish	Btech IT	People10	4	4	4	5	4	5	5	4	5	5	4	4	5	5
12	Sameer Taneja	IT 2k14	Samsung R&D Noida	5	4	4	4	3	4	3	4	4	4	4	4	4	4
13	Ayushi Mittal	IT-2K14	Samsung	4	3	4	3	3	5	3	4	5	5	4	4	5	4
14	Amritasha Agrawal	Information Technology 2k14	Samsung R&D institute	4	4	5	4	5	4	4	5	5	4	5	5	5	5
15	Virender Kumar	Btech IT 2018	SRI Noida	2	4	3	4	4	2	2	4	4	4	4	3	3	3
16	Ekta Varshney	B.Tech IT 2K14	Vyapar	5	4	4	4	3	3	4	5	5	4	4	5	5	4
17	Amit Pawar	B-TECH IT	None	5	4	4	4	5	5	5	4	5	4	4	5	4	5
18	VAIBHAV TYAGI	BTECH IT 2014-2018	Samsung	4	4	4	5	5	5	5	5	5	4	5	5	5	4
19	SANUBHAV KHOKHAR	BTech 2014	Samsung	4	5	5	4	4	5	5	5	5	4	5	5	5	5
20	Rohit dalal	Btech 2015		4	4	4	4	4	4	4	4	4	4	4	4	4	4
21	Vipin Khushu	Btech IT 2K14	Samsung	5	5	5	4	4	5	5	5	5	4	5	5	5	4
22	Aman yadav	B.tech	Null	4	4	3	5	4	5	5	4	5	4	4	5	5	4
23	Anisha jain	Btech IT		5	4	5	5	4	4	5	4	4	4	5	5	5	4
24	Rahul Chhoker	Btech (IT)	Unemployed	3	2	3	3	4	3	3	3	4	3	2	2	2	4

YMCA University of Science and Technology, Faridabad

Alumni Feedback Report 2017-2018

Department of Computer Engineering and Information Technology

SNO	Name	Course and Batch	Present Employer	1	2	3	4	5	6	7	8	9	10	11	12	13	14
49	KRISHAN	B. TECH (2014-2018)	WELLMAN POWER PVT LTD	5	5	5	5	5	5	5	5	5	5	5	5	5	5
50	Lalit Kumar	B.tech IT	Gemini Solutions	5	4	5	5	5	5	5	5	5	5	5	5	5	5
51	Ankit Kumar Pandey	Btech IT 2014-2018	Roposo	3	3	3	3	3	3	3	3	3	3	3	3	3	3
52	Himanshi	B.Tech. and Information Technology		1	1	1	1	1	1	1	1	1	0	0	1	1	1
53	Ankita	Btech and 2K18		4	4	4	4	3	4	3	4	4	4	3	4	3	4
54	Jatin	Btech and 2K14-18	Amazon	4	4	5	4	4	5	4	3	5	4	5	5	4	4
55	Jasmeet	B.Tech(IT) 2014-2018	Josh Technology Group	2	2	2	2	2	2	2	2	2	2	2	2	2	2
56	Nandeesh Gupta	Btech(2014-2018)	Tcs	4	5	5	4	4	4	4	4	5	5	5	5	5	5
57	VIPIN JAIN	B.TECH	Yes	2	2	1		2	1	2	2	2	1	2	1	1	2
58	Gaurav Arora	Btech 2014-2018	Samsung	5	5	5	5	5	5	5	5	5	5	5	5	5	5
59	Mohan yadav	B.tech IT 2014-2018	None	2	2	1	1	2	2	1	1	2	1	2	2	2	2
60	Jasbir	B.tech 2K14-2K18	Lybrate India Pvt. Ltd	5	5	5	5	5	5	5	5	5	5	5	5	5	5
			Average	3.8	3.7	3.8	3.7	3.8	3.8	3.7	3.8	3.9	3.7	3.8	3.9	3.9	3.8



Konali

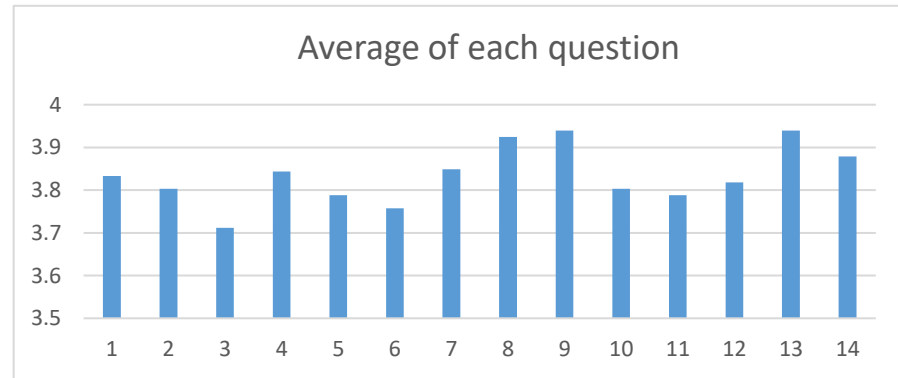
Chairperson

YMCA University of Science and Technology, Faridabad

Exit Survey Report 2017-2018

Department of Computer Engineering and Information Technology

SNO	Name of Student	Batch	Name of Industry	1	2	3	4	5	6	7	8	9	10	11	12	13	14
60	Sapna	MCA(2015-2018)	Onix web technology , Jaipur	4	4	4	4	4	4	4	4	4	3	3	4	3	4
61	Vipin	Mca	Media touch	5	5	4	5	5	4	5	5	5	5	5	4	5	5
62	Savita	MCA(IT/CA)	Yes	4	4	4	4	4	3	5	5	4	3	4	4	5	4
63	Varsha	MCA 2015-2018	Enbake Consultancy Services Pvt Ltd	3	3	4	4	5	5	5	5	4	5	5	5	5	5
64	Preeti Dahiya	Mca (IT/cs)		4	4	4	4	4	4	4	4	4	4	4	4	4	4
65	Promila	Mca(2k15-2k18)		4	4	4	4	5	4	4	5	4	4	4	4	5	4
66	Shubham Goyal	MCA		5	5	5	5	5	5	5	5	5	5	5	5	5	5
			Average	4	4	4	4	4	4	4	4	4	4	4	4	4	4



Komal
Chairperson (CE)

YMCA University of Science & Technology, Faridabad

Department of Electrical Engg.

Report of Exit Survey Feedback

Session: Academic Year 17-18

No. of students participated	36
Program outcome/Program Specific Outcome	Average points on the scale of 5
To what level you are able to apply the engineering concepts to solve the problem	3.55
To what extent you are able to analyse and formulate the problems	3.61
To what level you are able to design Electrical engineering problems	3.55
To what level you are able to analyse and interpret the data	3.75
To what level you are able to use the state of art tools for Electrical engineering	3.63
To what level you are able to analyse societal, health, legal and cultural issues related to Electrical engineering practices	3.75
To what level you are able to understand environmental context and need for sustainable development	3.77
To what level you are able to understand ethical principles and responsibilities	4.16

To what extent you are able to understand the functions effectively as an individual and leader of diverse team	3.44
To what level you are able to communicate the complex engineering problems	3.38
To what level you are able to demonstrate knowledge and the project management principles	3.52
To what extent you are able to analyse the lifelong learning technique related to Electrical engineering	3.63
To what extent you are able to understand the Electrical engineering fundamentals	3.77
To what level you are able to develop the innovation related to the Electrical engineering	3.80

Any other remarks:



Chairperson of the Department

YMCA University of Science & Technology, Faridabad

Department of Electrical Engg.


Report of Alumni Feedback

Session: July17-May18

No. of students participated	19
Program outcome/Program Specific Outcome	Average points on the scale of 5
To what level you are able to apply the engineering concepts to solve the problem	3.3
To what extent you are able to analyse and formulate the problems	3.5
To what level you are able to design Electrical engineering problems	3.3
To what level you are able to analyse and interpret the data	3.6
To what level you are able to use the state of art tools for Electrical engineering	2.84
To what level you are able to analyse societal, health, legal and cultural issues related to Electrical engineering practices	3.1
To what level you are able to understand environmental context and need for sustainable development	3.4
To what level you are able to understand ethical principles and responsibilities	3.6

To what extent you are able to understand the functions effectively as an individual and leader of diverse team	3.5
To what level you are able to communicate the complex engineering problems	2.94
To what level you are able to demonstrate knowledge and the project management principles	3.42
To what extent you are able to analyse the lifelong learning technique related to Electrical engineering	3.26
To what extent you are able to understand the Electrical engineering fundamentals	3.61
To what level you are able to develop the innovation related to the Electrical engineering	3.15

Any other remarks:



Chairperson of the Department

YMCA University of Science & Technology, Faridabad

Department of Electrical Engineering

Report of Peer Group Feedback

Session 2017-2018

1	Period for which Feedback conducted	July 2017 - June 2018				
2	No. of feedback forms received	6				
3	Rating of General Competence of Students	1	2	3	4	5
4	Rating of Support for Departmental Facilities	1	2	3	4	5
5	Rating of Support for Innovative Practices	1	2	3	4	5
6	Rating of Basic Amenities at University	1	2	3	4	5
8	Overall experience at University	1	2	3	4	5
9	Based on evaluation results, what actions were taken up by the department					
10	What was/were the specific point(s) on which people felt dissatisfied?					
11	Any other Remark/Observation worth revealing: <u>To setup Big Data Analytics Lab</u>					


10/8/18
Chairperson of Department




YMCA University of Science & Technology, Faridabad

Department of Electrical Engineering

Report of Parents Feedback

Session 2017-2018

1	Period for which Feedback conducted	JULY 2017 –JUNE 2018				
2	No. of feedback forms received	9				
3	Rating of Support for General facilities	1	2	3	4	5
4	Rating of Support for Academic Activities	1	2	3	4	5
5	Rating of Support for Administrative Facilities	1	2	3	4	5
6	Rating of Outcomes Accomplished	1	2	3	4	5
7	Based on evaluation results, what actions were taken up by the department					
8	What was/were the specific point(s) on which people felt dissatisfied? <ul style="list-style-type: none">• Make TPO more active• Improve hostel facility• Have better sports equipment• Open better quality canteen					
9	Any other Remark/Observation worth revealing:					


10/8/18
Chairperson of Department



YMCA University of Science & Technology, Faridabad

Department of EE.....

Report of Alumni Feedback

Session ..2017...18 passout -

1	Period for which Feedback conducted	2017-2018				
2	No. of feedback forms received	07				
3	Rating of Support for Departmental facilities	1	2	3	4 ✓	5
4	Rating of Support for Extracurricular Activities	1	2	3 ✓	4	5
5	Rating of Support for Administrative Facilities	1	2	3 ✓	4	5
6	Rating of Support from TPO and MOB	1	2	3	4 ✓	5
7	Rating of Infrastructure Facilities	1	2	3 ✓	4	5
8	Overall rating of the University	1	2	3 ✓	4	5
9	Based on evaluation results, what actions were taken up by the department	/				
10	What was/were the specific point(s) on which people felt dissatisfied?	/				
11	Any other Remark/Observation worth revealing:	/				

Mohinder
Chairperson of Department 20-11-2018

Compiled on dated 08/2011

YMCA University of Science & Technology, Faridabad

Department of Electronics Engg.

Report of Students' Exit Survey

Session 2017-18

1	Period for which Feedback conducted	July 2017 to May 2018				
2	No. of feedback forms received	90				
3	General Support from University	1	2	3 ✓	4	5
4	Rating of Support for Extracurricular Activities	1	2	3	4 ✓	5
5	Rating of Support for Infrastructure Facilities	1	2	3 ✓	4	5
6	Rating of Support for Information Dissemination	1	2	3	4 ✓	5
7	Rating of Support for Administrative Facilities	1	2	3 ✓	4	5
8	Overall rating of the University	1	2	3	4 ✓	5
9	Based on evaluation results, what actions were taken up by the department	Spacious rooms are created				
10	What was/were the specific point(s) on which people felt dissatisfied?	Water Problem and Library Problem Seating Problem				
11	Any other Remark/Observation worth revealing:	/				

Manshikoth
21-11-2018
Chairperson of Department

YMCA University of Science & Technology, Faridabad

Department of Electronics Engg

Report of Parents Feedback

Session 2017-18

1	Period for which Feedback conducted	July 2017 to May 2018				
2	No. of feedback forms received	40				
3	Rating of Support for General facilities	1	2	3 ✓	4	5
4	Rating of Support for Academic Activities	1	2	3	4 ✓	5
5	Rating of Support for Administrative Facilities	1	2	3 ✓	4	5
6	Rating of Outcomes Accomplished	1	2	3 ✓	4	5
7	Based on evaluation results, what actions were taken up by the department	Water Coolers installed				
8	What was/were the specific point(s) on which people felt dissatisfied?	Water Problem, Library Problems, Seating Problem				
9	Any other Remark/Observation worth revealing:					

Mushketh
21-IX-2018
Chairperson of Department

IOAC

YMCA University of Science & Technology, Faridabad

Department of Electronics Engg

Report of Peer Group Feedback

Session 2017-18

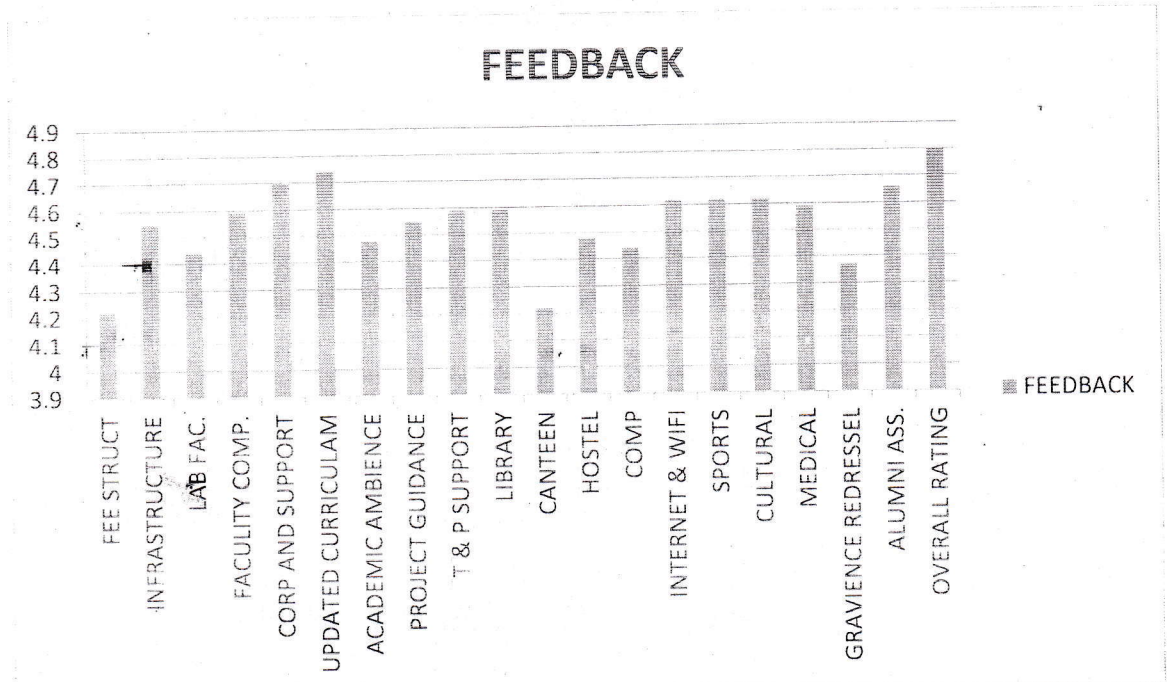
1	Period for which Feedback conducted	<u>July/May 2017 to May 2018</u>				
2	No. of feedback forms received	<u>12</u>				
3	Rating of General Competence of Students	1	2	3	<input checked="" type="checkbox"/>	5
4	Rating of Support for Departmental Facilities	1	2	3	<input checked="" type="checkbox"/>	5
5	Rating of Support for Innovative Practices	1	2	<input checked="" type="checkbox"/>	4	5
6	Rating of Basic Amenities at University	1	2	3	<input checked="" type="checkbox"/>	5
8	Overall experience at University	1	2	3	<input checked="" type="checkbox"/>	5
9	Based on evaluation results, what actions were taken up by the department	<u>More Labs are added</u>				
10	What was/were the specific point(s) on which people felt dissatisfied?	<u>Spacious Labs</u>				
11	Any other Remark/Observation worth revealing:	<u>_____</u>				

Wachisheth
Chairperson of Department 21-TX-2018

- IOAC

2017-18

FEEDBACK FROM MOB (MEET OLD BUDDIES)



SCALE FOR RATING

0-NOT APPLICABLE

1-NEEDS IMPROVEMENT

2-AVRAGE

3-GOOD

4-VERY GOOD

5-EXCELENT

OVER ALL RATING: 4.54

Cherish ME

St. Xavier's

Year-17-18

ANALYSIS REPORT OF STUDENT FEEDBACK

FEEDBACK BY STUDENTS	NUMBERS
REMARKABLE	9
VERY SATISFIED	14
SATISFIED	13
DISSATISFIED	5
	TOTAL= 41

OVERALL RATING:- 2.14 (Satisfied)

- 1 → Dissatisfied
- 2 → Satisfied
- 3 → Very satisfied
- 4 → Remarkable.

Chemist

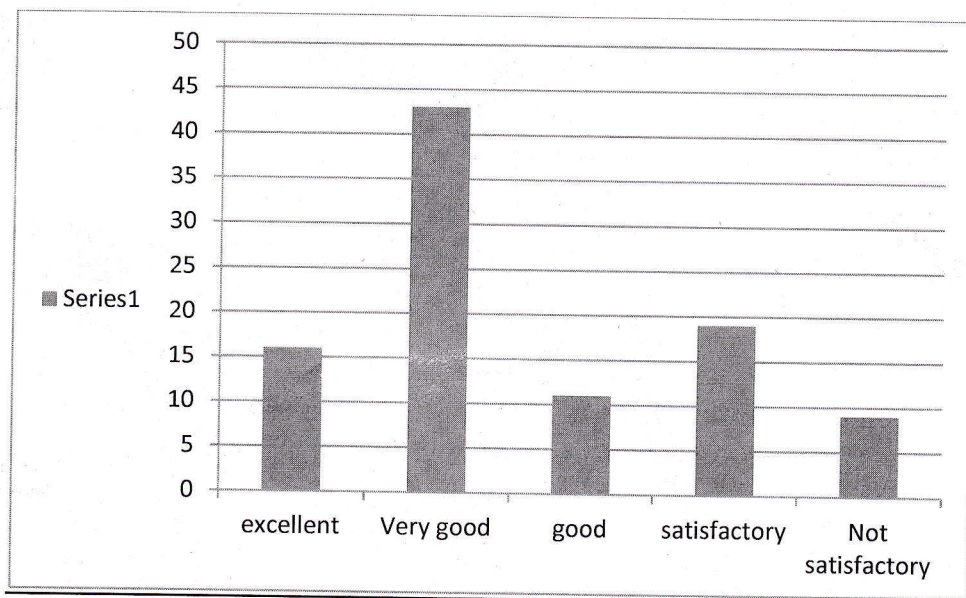
M/W/17

Feedback report 2017-18

1. Industrial visits feedback report

Total forms =93

S no		No of forms
1	excellent	16
2	Very good	43
3	good	11
4	satisfactory	19
5	Not satisfactory	9



Handwritten signature and scribble in blue ink.

YMCA University of Science & Technology, Faridabad

Department of Humanities and Applied Sciences (Environmental Sciences)

REPORT OF PEER GROUP FEEDBACK

Session 2017-18

1	Period for which Feedback conducted	July, 2017 - June, 2018
2	No. of feedback forms received	03
3	Rating of General Competence of Students	4.00
4	Rating of Support for Departmental Facilities	4.08
5	Rating of Support for Innovative Practices	4.44
6	Rating of Basic Amenities at University	4.17
8	Overall experience at University	4.33
9	Based on evaluation results, what actions were taken up by the department? Nil	
10	What was/were the specific point(s) on which people felt dissatisfied? None	
11	Any other Remark/Observation worth revealing: None	

Rcplb

Chairperson/Faculty Incharge

YMCA University of Science & Technology, Faridabad

Department of Humanities and Applied Sciences (Environmental Sciences)

REPORT OF STUDENTS' EXIT SURVEY

Session 2017-18

1	Period for which Feedback conducted	July, 2017 - June, 2018
2	No. of feedback forms received	03
3	General Support from University	3.11
4	Rating of Support for Extracurricular Activities	3.00
5	Rating of Support for Infrastructure Facilities	3.50
6	Rating of Support for Information Dissemination	2.83
7	Rating of Support for Administrative Facilities	3.22
8	Overall rating of the University	3.33
9	Based on evaluation results, what actions were taken up by the department? NA	
10	What was/were the specific point(s) on which people felt dissatisfied? Nil	
11	Any other Remark/Observation worth revealing: Nil	

RC p6

Chairperson/Faculty Incharge

YMCA University of Science & Technology, Faridabad

Department of Humanities and Applied Sciences (Environmental Sciences)

REPORT OF PARENTS FEEDBACK

Session 2017-18

1	Period for which Feedback conducted	July, 2017 - June, 2018
2	No. of feedback forms received	20
3	Rating of Support for General facilities	3.72
4	Rating of Support for Academic Activities	2.88
5	Rating of Support for Administrative Facilities	3.23
6	Rating of Outcomes Accomplished	3.76
7	Based on evaluation results, what actions were taken up by the department? <ul style="list-style-type: none">• Practical courses have been enriched to develop skill among the students and better understanding of theoretical concepts.• Industrial visits have been initiated for real time applicability of theoretical knowledge and placement of students in industries	
8	What was/were the specific point(s) on which people felt dissatisfied? <ul style="list-style-type: none">• Placement for the students after completing the course• Hostel facility for the PG students• Improvement in the teaching methods• Transparency in the results evaluation• Strengthening of library facilities	
9	Any other Remark/Observation worth revealing: Nil	




Chairperson/Faculty Incharge

YMCA University of Science & Technology, Faridabad
 Department of ... Management Studies ...

Report of Students' Exit Survey

Session ... April 2018 ...

1	Period for which Feedback conducted	April 2016 - April 2018				
2	No. of feedback forms received	47				
3	General Support from University	1	2	3 ✓	4	5
4	Rating of Support for Extracurricular Activities	1	2 ✓	3	4	5
5	Rating of Support for Infrastructure Facilities	1	2	3 ✓	4	5
6	Rating of Support for Information Dissemination	1	2 ✓	3	4	5
7	Rating of Support for Administrative Facilities	1	2	3 ✓	4	5
8	Overall rating of the University	1	2	3 ✓	4	5
9	Based on evaluation results, what actions were taken up by the department	Information conveyed				
10	What was/were the specific point(s) on which people felt dissatisfied?	Dissatisfaction was regarding the placements of students.				
11	Any other Remark/Observation worth revealing:	Transparency of examination, library services, safety & security measures were amongst the highest rated				



Chairperson of Department


YMCA University of Science & Technology, Faridabad

Department of ...*Management... Studies...*...

Report of Parents Feedback

Session ...*April...2018*

1	Period for which Feedback conducted	May 2016-2018				
2	No. of feedback forms received	30				
3	Rating of Support for General facilities	1	2	3	4	5
4	Rating of Support for Academic Activities	1	2	3	4	5
5	Rating of Support for Administrative Facilities	1	2	3	4	5
6	Rating of Outcomes Accomplished	1	2	3	4	5
7	Based on evaluation results, what actions were taken up by the department	Information conveyed				
8	What was/were the specific point(s) on which people felt dissatisfied?	No specific point				
9	Any other Remark/Observation worth revealing:	-				



Chairperson of Department

YMCA University of Science & Technology, Faridabad

Department of ... Management Studies ...

Report of Peer Group Feedback

Session ... April 2018

1	Period for which Feedback conducted	April 2017 - April 2018				
2	No. of feedback forms received	07				
3	Rating of General Competence of Students	1	2	3	✓	5
4	Rating of Support for Departmental Facilities	1	2	3	✓	5
5	Rating of Support for Innovative Practices	1	2	3	✓	5
6	Rating of Basic Amenities at University	1	2	3	4	✓
8	Overall experience at University	1	2	3	4	✓
9	Based on evaluation results, what actions were taken up by the department	Information conveyed				
10	What was/were the specific point(s) on which people felt dissatisfied?	Technical competence of students rated 'average'				
11	Any other Remark/Observation worth revealing:	Overall experience was good.				

[Signature]
31/5/18

Chairperson of Department

YMCA University of Science & Technology, Faridabad

Department of*Management..... Studies*

Report of Industry Expert/ Employers

Feedback

Session ...*2017-18*

1	Period for which Feedback conducted	<i>2017-18</i>
2	No. of feedback forms received	<i>13</i>
3	Observations	<i>Students needs more technical & soft skills training</i>
4	Top skills include	<i>Technical skills, Communication skills</i>

AC

AA
31/5/2018

Chairperson of Department


YMCA University of Science & Technology, Faridabad

Department of *Management Studies*

Report of Alumni Feedback

Session ... *2017-18*

1	Period for which Feedback conducted	2017-18				
2	No. of feedback forms received	21				
3	Rating of Support for Departmental facilities	1	2	3	4 ✓	5
4	Rating of Support for Extracurricular Activities	1	2	3 ✓	4	5
5	Rating of Support for Administrative Facilities	1	2	3 ✓	4	5
6	Rating of Support from TPO and MOB	1	2 ✓	3	4	5
7	Rating of Infrastructure Facilities	1	2	3 ✓	4	5
8	Overall rating of the University	1	2	3 ✓	4	5
9	Based on evaluation results, what actions were taken up by the department	Communicated to concerned.				
10	What was/were the specific point(s) on which people felt dissatisfied?	Support from Training & Placement department related to internship & Placement.				
11	Any other Remark/Observation worth revealing:	-				


31/5/2018
Chairperson of Department

AM

1. Needs improvement
2. Average
3. Good
4. Very good
- Excellent